

## Analysis of the Properties of Lightweight Concrete with the Technogenic Waste Material

Romualdas MAČIULAITIS, Marija VAIČIENĖ\*, Ramunė ŽURAUSKIENĖ

Vilnius Gediminas Technical University, Sauletekio ave. 11, LT-10223 Vilnius, Lithuania

Received 10 September 2009; accepted 28 October 2009

During the production of higher density lightweight concretes filler aggregates can be used instead of the part of the binding material. One type of filler aggregates is active filler aggregates that change the course of the reactions of hydration. The technogenic waste material – catalyst utilised in the reactor of catalytic cracking can be used as filler aggregate. Lightweight concrete (expanded – clay lightweight concrete), with the filler aggregates – technogenic waste materials is analysed in the research. During the analysis, the influence of the filler aggregate on the properties of concrete mixture was identified, thermographic analysis of exothermic effect was carried out, strength, structural properties were analysed, X-ray structural analysis was carried out. Additionally, the analysis of crush resistance of the coarse aggregate is carried out and described during the research. Article covers the information on the changes of the investigated properties in relation to the amount of the filler aggregates.

*Keywords:* lightweight concrete, expanded-clay aggregate, waste catalyst, structural parameters, exothermic effect, filler aggregate.

### 1. INTRODUCTION

Liquid residue of the catalyst of catalytic cracking (FC3R) is a waste material produced in the liquid unit of the catalytic cracking (FCC) of the oil refinement furnace (refinery). The scientific investigations had shown high FC3R pozzolanic activity not only in the lime putty [1], but also in the cement paste [2]. Scientists, who further developed similar investigations [3, 4] with various FCC catalyst samples, in all cases have found high pozzolanic activity in FCC waste material.

Paya in his research works [5] has described high FC3R reactivity in the cement paste, when pozzolana material is ground theretofore. Others [6] have analysed the pozzolanic activity of the used catalyst by using thermal and spectroscopic method. They have proved that catalyst is able to react with calcium hydroxide similarly as silica.

After the repeated usage of catalyst waste material it was found [7] that this additive could replace 15 %–20 % of the amount of binding material or 10 % fine-grained aggregates without worsening the qualitative properties of the grout.

Scientists [8] who investigated the construction mixtures and grouts, have found that mixture, with water/cement ratio of 0.25 and with 15 % of catalyst waste material, reached the maximal compressive strength of 92.3 MPa.

Considering a special chemical composition and good thermal characteristics, this catalyst can be used for the production of fire resistant [9] and ceramic products [10], or as an aggregate in the production of asphalt concrete or as a pozzolanic component for Portland cement [11].

The fine-grained catalyst waste material can be assigned to the group of filler aggregates, and, according to its influence during the cement hydration process, to the

active filler aggregates. In references [12] it is noted that active filler aggregates can be produced from the natural rocks, industrial waste materials. The amount of active SiO<sub>2</sub> in these filler aggregates should not exceed 50 % and should be not less than 5 % (mass). Researchers [9, 13] indicate that this utilised catalyst actively participates in the cement hydration process, puts forward the beginning of the binding, influences the formation of the crystallohydrates of aluminate cement.

In the scientific literature it was not possible to find the results of the comparable analysis proving that the properties of lightweight concrete are improved or not improved when this waste material is used.

Lithuanian oil refinery company “Orlen Lietuva” utilises more than 40 types of various catalysts. Two types of catalyst waste materials are produced during the processing: coarse-grained and fine-grained. During late years the scientists carry out widely the research on the secondary usage of catalyst waste materials. Main components of the catalyst waste materials are SiO<sub>2</sub> and Al<sub>2</sub>O<sub>3</sub>.

These aluminium silicate technogenic waste materials can be utilised for the production of construction materials as well as, and scientific works are carried out in this direction.

In this research the possibility to utilise the catalyst waste materials in the lightweight concretes is analysed. The main task of this research is to analyse the catalyst waste material and estimate the possible influence on the properties of lightweight concrete.

### 2. RESEARCH MATERIALS AND METHODS

During the research the following waste materials were used for the production of lightweight concrete (expanded – clay lightweight concrete):

Cement: composite Portland cement CEM II/A-L 42.5 N, satisfying the requirements of the standard LST EN 197-1 “Cement – Part 1: Composition, specifications and conformity criteria for common cements”.

\*Corresponding author. Tel.: +370-615-20674; fax: +370-5-2745016.  
E-mail address: marija.vaiciene@st.vgtu.lt (M. Vaičienė)

**Table 1.** Composition of concrete mixtures A, B and C

Concrete marking	Composition							
	Cement, kg/m <sup>3</sup>	Expanded-clay aggregate, kg/m <sup>3</sup>		Sand, kg/m <sup>3</sup>	Water, l/m <sup>3</sup>	Waste catalyst, kg/m <sup>3</sup>	V/C	V/K
		0 mm–4 mm	4 mm–10 mm					
A	418	396.5	–	822.8	215.8	–	0.52	0.13
B	355.3	158.6	237.9	822.8	215.8	62.7	0.61	0.13
C	292.6	396.5	–	822.8	215.8	125.4	0.74	0.13

Fine aggregate: natural sand, with the maximal grain size smaller than 5 mm.

Coarse lightweight aggregate: sand of expanded clay with the grain size of 0 mm–4 mm and expanded clay gravel with the grain size of 4 mm–10 mm. The characteristics of coarse aggregate are provided in Table 2.

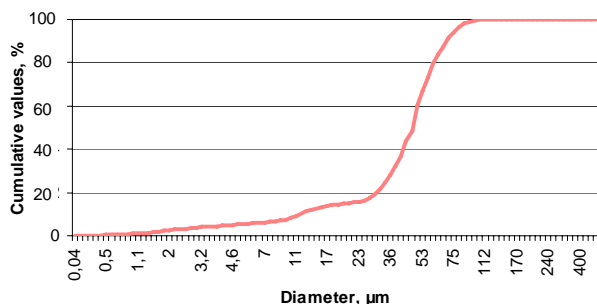
**Table 2.** Characteristics of the expanded clay sand and expanded clay gravel

Fraction of the expanded clay	Properties		
	Bulk density, kg/m <sup>3</sup>	Particle density, kg/m <sup>3</sup>	Bulk porosity, %
0 mm–4 mm	543	1520	63.80
4 mm–10 mm	428	1480	71.47

Filler aggregate: catalyst waste material from the reactor of catalytic cracking. Chemical composition of the ungrounded catalyst waste material is provided in Table 3. Silica and aluminium oxide dominate in the filler aggregate, and the amount of titanium, lanthanum, ferric and phosphorus oxides varies respectively from 1.48 % to 0.11 %. The remains of the following materials exist as well: CaO, MgO, K<sub>2</sub>O and Na<sub>2</sub>O. Catalyst waste particle size are provided in Figure 1. The particle size distribution was measurements with Cilas 1090 dry analyzer.

**Table 3.** Chemical composition of the catalyst waste material

Chemical composition, %					
SiO <sub>2</sub>	Al <sub>2</sub> O <sub>3</sub>	Fe <sub>2</sub> O <sub>3</sub>	TiO <sub>2</sub>	P <sub>2</sub> O <sub>5</sub>	La <sub>2</sub> O <sub>3</sub>
55.15	40.94	0.90	1.48	0.11	1.41

**Fig. 1.** Catalyst particle size distribution

In Figure 1 the particle size of the catalyst waste varies from 0.2 µm to 112 µm. Catalyst particles are spherical.

3 concrete mixtures, marked as A, B, C, were prepared during the research. Compositions of concrete mixtures A,

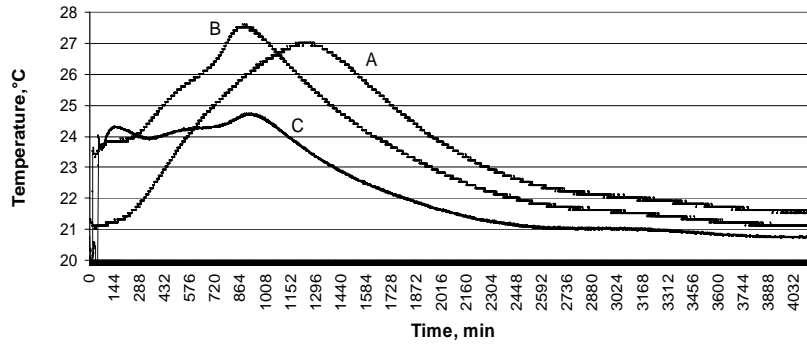
B and C are provided in Table 1. Additionally, used catalyst from the reactor of catalytic cracking was added to the concrete mixtures: 15 % to concrete mixture B, and 30 % to C (comparing to the amount of cement).

For the concrete mixtures A, B and C the lightweight coarse aggregate – expanded clay was used. The following was used during the preparation of concrete B: 0 mm–4 mm fraction expanded clay sand and 4 mm–10 mm fraction expanded clay gravel. 0 mm–4 mm fraction expanded clay sand was used to prepare concrete mixtures A and C. Content selection of the expanded clay – lightweight concrete A, B and C was carried out by implementing calculation-experiment method, in accordance with the methodology described in the references [14]. The class of the compressive strength of concrete A, B and C is LC16/18.

All concrete mixtures were prepared manually at the laboratory. The prepared concrete mixture of the required consistence was poured into the lubricated moulds. The samples were compacted by vibrating on the laboratory vibrating platform for 1 min. Then samples were taken out from the moulds and immediately soaked into the water of 20 °C ±2 °C temperature, as it is specified in LST EN 12390-2 “Testing hardened concrete – Part 2: Making and curing specimens for strength tests”. These samples were stored in water until the estimation tests of the mechanical properties. 20 samples (100×100×100 mm) were selected from three concrete batches prepared at laboratory conditions for the estimation of compressive strength and other physical characteristics. The compressive strength of the expanded clay – lightweight concrete was estimated after 2, 14 and 28 days of hardening. The main physical and mechanical characteristics of the samples were estimated through the standard methods: density of the samples according to LST EN 12390-7 “Testing hardened concrete – Part 7: Density of hardened concrete”, compressive strength according to LST EN 12390-3 “Testing hardened concrete - Part 3: Compressive strength of test specimens”.

Crush resistance of the grains of expanded clay in dry and impregnated status is estimated according to LST EN 13055-1 “Lightweight aggregates – Part 1: Lightweight aggregates for concrete, mortar and grout”.

Thermographic analysis of exothermic effect was implemented on all concrete mixtures as well. Temperature variations during binding and hardening of the concrete were estimated according to the methodology created by company “Alcoa” [15]. During the testing, exothermic effect is identified in three different samples: in first expanded clay – lightweight concrete A, where only



**Fig. 2.** The temperatures of the exothermic effect of the expanded-clay lightweight concrete during the hardening: A – expanded-clay lightweight concrete without the waste material, when water/concrete ratio is 0.52; B – expanded-clay lightweight concrete with 15 % of waste material, water/cement ratio is 0.61 and C – expanded-clay lightweight concrete with 30 % of waste material, water/cement ratio is 0.74

cement is included, in second expanded clay – lightweight concrete B, where 15 % of used catalyst waste material is included, and third expanded clay – lightweight concrete C, where 30 % of used catalyst waste material is included.

According to the results of water absorption the following parameters were calculated: effective porosity ( $W_E$ , %), total open porosity ( $W_R$ , %), reserve of pore volume ( $R$ , %), degree of structural in homogeneity ( $N$ ), and water absorption by capillaries under normal conditions ( $g$ ,  $g/cm^2$ ) after 30 minutes [16].

### 3. EXPERIMENTAL RESULTS AND DISCUSSIONS

Initially, crush resistance of 0 mm–10 mm fraction grains of expanded clay was estimated during the research. The results of crush resistance of dry and soaked expanded clay are provided in Table 4. Results show that crush resistance of the expanded clay soaked for 2 days has decreased by 67 % comparing to the dry expanded clay. This result is typical for the ceramics. Crush resistance of the expanded clay soaked for 14 days is lower only by 12.65 %. After 28 days, crush resistance increased almost by 63 % comparing to the crush resistance of dry expanded clay grains. It can be assumed that the carbonization processes are taking place in the expanded clay [17].

**Table 4.** Crush resistance of expanded-clay

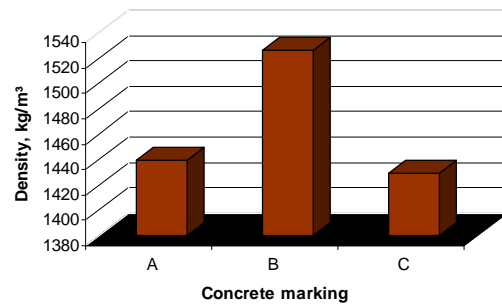
Fraction of the expanded clay, mm	Crush resistance, MPa			
	Dry	Soaked in water after		
		2 days	14 days	28 days
0–10	6.56	2.16	5.73	10.67

During research the mean values of physical and mechanical properties of the samples were calculated. Mean densities and compressive strengths of the samples produced from the mixtures A, B and C are provided in Figures 3 and 4.

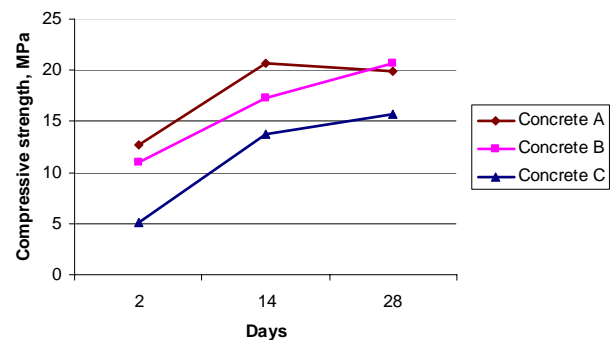
The obtained data show (Figure 3) that the density of the lightweight concrete samples produced from the mixture B is highest, and C – lowest.

Compressive strength values of the concrete samples produced from the mixture C are lowest, and A – highest.

However, the maximal compressive strength after 28 days of hardening was achieved in concrete samples B (Figure 3). Class requirements after 28 days of hardening are satisfied by the concrete samples produced from the mixtures A and B.



**Fig. 3.** Average density values of the concrete produced from the mixtures A, B and C



**Fig. 4.** Average compressive strength values of the concrete produced from the mixtures A, B and C after 2, 14 and 28 days of the hardening

During the thermographic analysis of the exothermic effect the influence of the catalyst waste material on the thermal properties of the mixture during the hydration of the binding material. Figure 1 shows that the heat dissipation in the mixture A starts after 106 minutes and reaches the maximal temperature of 27°C after 1179 minutes. In mixtures B and C heat dissipation process starts a lot earlier, after 34 and 75 minutes respectively. The maximal exothermic temperature of 27.5°C in mixture B is reached exactly after 880 minutes. The mixture of expanded clay – lightweight concrete C, where 30 % of



## CONCLUSIONS

During the investigations it was identified that the used catalyst in the mixture of lightweight concrete behaves as an active filler aggregate and changes considerably the course of hydration processes. Due to this the mineralogical structure composition and physical, mechanical as well as structural characteristics of the hardened concrete change.

After the investigations it was estimated the density of samples of the expanded – clay lightweight concrete, where 15 % of catalyst waste material from the reactor of catalytic cracking is added, has increased by 4.72 %, and compressive strength has increased by 4.17 %. This increase of the density and mechanical characteristics could be caused by the fact that ettringite was not created in the mixture.

Results of the investigations showed that the larger additive quantity, the shorter inductive hydration period of Portland cement and the earlier maximal exothermic temperature is reached.

It can be preliminary predicted that actual frost resistance should be larger for those samples, for which production the mixture with 30 % additive of catalyst waste materials (C) was used, comparing to the reference sample (A).

## REFERENCES

1. **Paya, J., Monzo, J., Borrachero, M. V., Velazquez, S., Bonilla, M.** Determination of the Pozzolanic Activity of Fluid Catalytic Cracking Residue. Thermogravimetric Analysis Studies on FC3R-lime Pastes *Cement and Concrete Research* 33 2003: pp. 1085–1091.
2. **Paya, J., Monzo, J., Borrachero, M. V., Velazquez, S.** Evaluation of the Pozzolanic Activity of Fluid Catalytic Cracking Catalyst Residue (FC3R). Thermogravimetric Analysis Studies on FC3R-Portland Cement Pastes *Cement and Concrete Research* 33 2003: pp. 603–609.
3. **Pacewska, B., Bukowska, M., Wilinska, I., Swat, M.** Modification of the Properties of Concrete by a New Pozzolan. A Waste Catalyst from the Catalytic Process in a Fluidized Bed *Cement and Concrete Research* 32 2002: pp. 145–152.
4. **Hsu, K.-C., Tseng, Y.-S., Ku, F.-F., Su, N.** Oil Cracking Waste Catalyst as an Active Pozzolan Material for Superplasticized Mortars *Cement and Concrete Research* 31 2001: pp. 1815–1820.
5. **Paya, J., Monzo, J., Borrachero, M. V.** Fluid Catalytic Cracking Catalyst Residue (FC3R). An Excellent Mineral By-product for Improving Early-strength Development of Cement Mixtures *Cement and Concrete Research* 29 1999: pp. 1773–1779.
6. **Pacewska, B., Wilinska, I., Kubissa, J.** Use of Spent Catalyst from Catalytic Cracking in Fluidized Bed as a New Concrete Additive *Thermochimica Acta* 322 (2) 1998: pp. 175–181.
7. **Su, N., Fang, H.-Y., Chen, Z.-H., Liu, F.-S.** Reuse of Waste Catalysts from Petrochemical Industries for Cement Substitution *Cement and Concrete Research* 30 (11) 2000: pp. 1773–1783.
8. **Wu, J.-H., Wu, W.-L., Hsu, K.-C.** The Effect of Waste Oil-cracking Catalyst on the Compressive Strength of Cement Pastes and Mortars *Cement and Concrete Research* 33 2003: pp. 245–253.
9. **Stonys, R., Pundienė, I., Antonovič, V., Goberis, S., Aleknevičius, M.** The Effect of Waste Oil-cracking Catalyst on the Properties of MCC-type Castable *Materials Science (Medžiagotyra)* 14 (1) 2008: pp. 59–62.
10. **Mačiulaitis, R., Žurauskienė, R.** Low Porosity Building Ceramics Produced from Local Technogenic Raw Materials. Vilnius, Technical, 2007: 220 p. (in Lithuanian).
11. **Furimsky, E.** Spent Refinery Catalysts: Environment, Safety and Utilization *Catalysis Today* 30 (4) 1996: pp. 223–286.
12. LST 1577:1999. Concrete and Mortar Fillers. Technical Requirements. Lithuania Standards Board, 1999: 6 p.
13. **Aleknevičius, M.** The Influence of Catalytic Cracking Catalyst Waste on the Aluminate Cement Hydration, Conference “Science – Future of Lithuania”, April 2009 (in Lithuanian).
14. **Skramtaev, B. G., Shubenkin, P. F., Bazionov, Ju. M.** Ways of Definition of Structure of Concrete of Various Kinds. Moscow, 1966: 158 p. (in Russian).
15. Calcium aluminate cements. Cement Test Methods. Exothermic Reaction (EXO). Alcoa Industrial Chemicals, 1999: 16 p.
16. **Mačiulaitis, R.** Frost Resistance and Durability of Ceramic Facade Products. Vilnius, Technical, 1996: 132 p. (in Lithuanian).
17. **Mačiulaitis, R.** Frost Resistance and Durability of Facade Bricks. Vilnius, Technical, 1997: 307 p. (in Russian).
18. **Mituzas, J., Mituzas, A., Kaminskas, R.** Strength Properties, Chemical Composition and Microstructure of the Different Fraction Cement Stone *Materials Science (Medžiagotyra)* 3 (7) 2001: 183–185 p.
19. **Lykov, A. V.** Thermomass Change (the Directory). Moscow, 1978: 290 p. (in Russian).

Presented at the National Conference "Materials Engineering'2009" (Kaunas, Lithuania, November 20, 2009)

